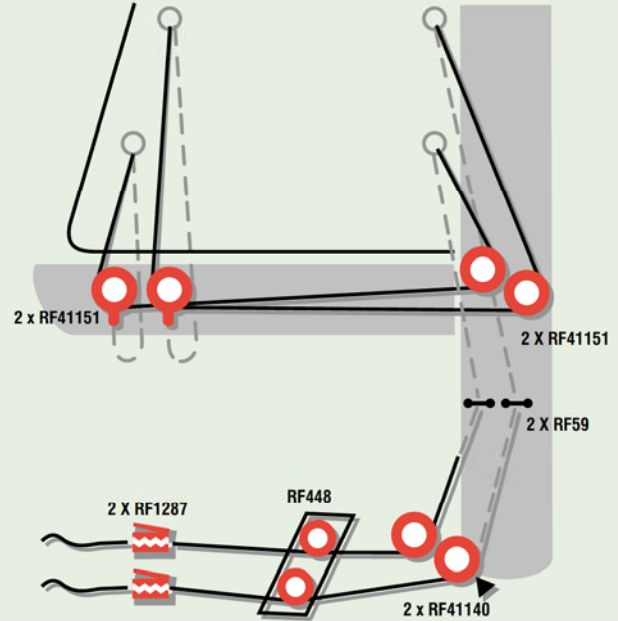


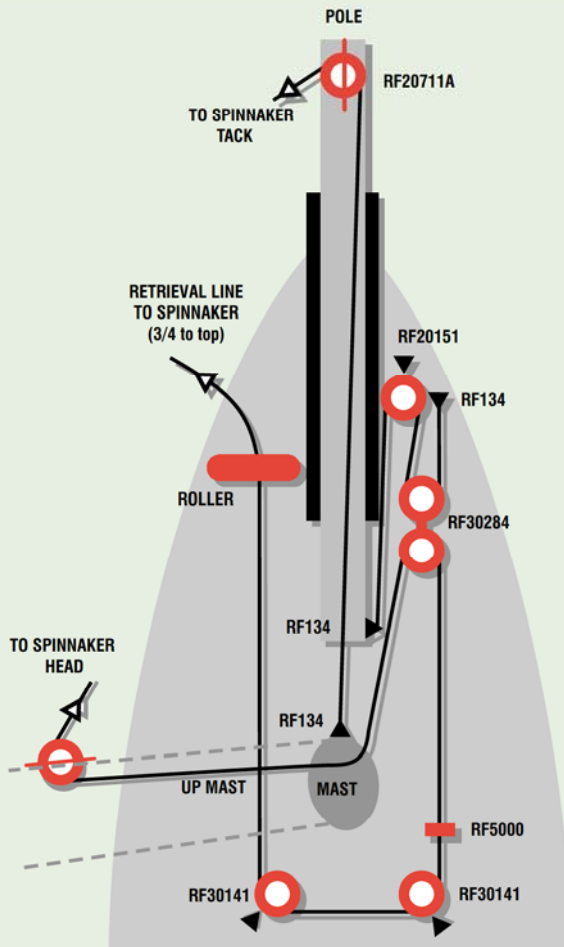
REEFING #1

Basic 2 line reefing system. (2 lines per reef – single reef only shown) Suitable for yachts to 13m (43ft).
Max Line Size = 12mm (1/2")



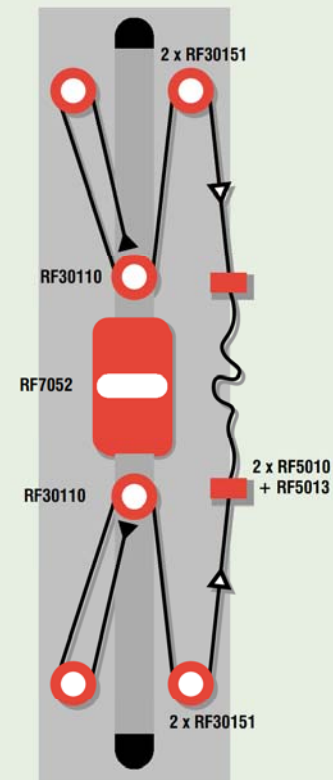
REEFING #2

Single line system (per reef – 2 reefs shown). Single line reefs down tack and clew points. Illustrated system is based on Series 40 All Purpose blocks, is suitable for mid range keel boats to 10m (33ft). Lines lead from front sail eyelets, forward slightly, to deadeyes on mast to ensure correct tension on foot and luff at tack.
Max Line Size = 10mm (3/8")
VARIATIONS: Use Series 60 Multi Purpose blocks for boats up to 13m (43ft).



SPINNAKER #1

Asymmetrical spinnaker system that launches telescopic pole, draws the tack to the end of the pole, and pulls the halyard up, all from a single line. Popular on most modern skiff classes, the endless line also acts as a retriever when dropping the spinnaker.



SPINNAKER #2

Spinnaker pole car system for keel boats up to 11m (36ft) in length. 3:1 raise and lower purchase on recirculating ball bearing traveller car makes dip pole gybing a breeze. High load blocks utilised on lower purchase system to counter higher loads encountered with pole skying.
VARIATIONS: Use High load blocks all-round for boats up to 12m (39ft).